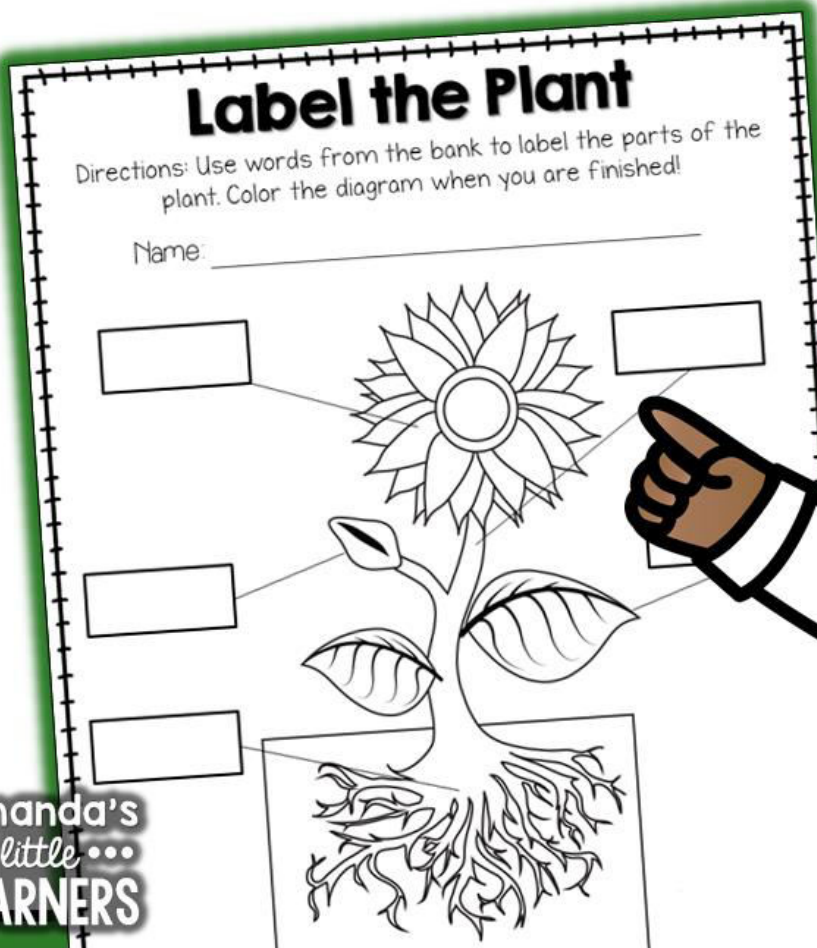



Label The Plant Freebie



Amanda's
... little ...
LEARNERS



©Amanda's Little Learners

ABOUT THE PRODUCT

I hope your students enjoy using this worksheet to practice labeling parts of plants.


TEACHER PREPARATION

This page can be printed as needed and used during science time.

Label the Plant

Directions: Use words from the bank to label the parts of the plant.
Color the diagram when you are finished!


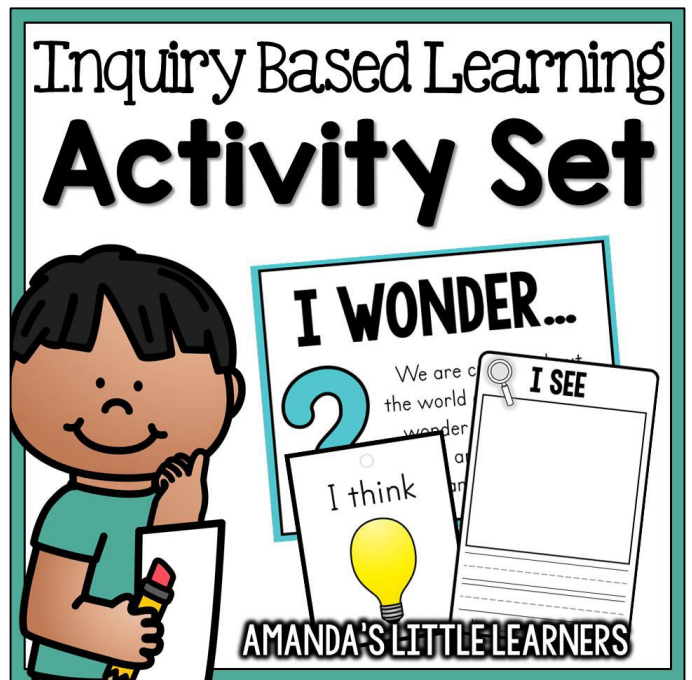
Name: _____



Word Bank: roots, stem, leaves, flower, bud

ENJOY THIS FREEBIE?

You might also be interested in another science product in my store!



CLICK THE COVER TO GO TO THE PRODUCT

THANK YOU!

Thank you for choosing this item for your classroom! If you have any questions or comments, please send me an email at amandak430@yahoo.com. I try to be fast to respond and make quick fixes!

TERMS OF USE


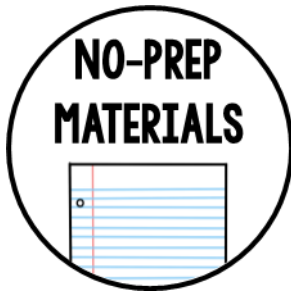
This product license is for one classroom. You may not share this file with others or post on any website. If you would like to pass along this freebie to others, please send them the link to the product so they can download it!

LET'S CONNECT



EXPLORE MY TPT STORE

Click an icon to be taken to that section!



LEAVING FEEDBACK

Please remember to leave feedback on this item. I would love to hear about how you used this product in your classroom! You will also earn credits from TPT that you can use towards future purchases!

THANK YOU TO THESE GRAPHIC ARTISTS

