



# Matisse Collages!

Bartlett City Schools K-5<sup>th</sup> Art Activity

# What Are we Doing?


**Materials : Construction Paper, (Preferably Black or a solid color for the Background), Scissors, Glue of some sort.**

**Create : Students will create a Matisse style Collage using shapes.**

**Ideally, we would base our shapes off of Matisse's work but there is really no wrong way to do this as long as the students understand the concept of 2d shapes and the term collage.**

# Henri Matisse

- ✱ Henri Matisse - 31 December 1869 – 3 November 1954) was a French artist, known for both his use of color and his fluid and original compositions . He was a draughtsman, printmaker, and sculptor, but is known primarily as a painter.



# Matisse Cont.

- ✱ Matisse is commonly regarded, along with Pablo Picasso, as one of the artists who best helped to define the revolutionary developments in the visual arts throughout the opening decades of the twentieth century, responsible for significant developments in painting and sculpture



# Mati and Dada meet Matisse!

<https://www.youtube.com/watch?v=s37OoBXkYAc>

If the link doesn't work just google : Mati and Dada Matisse and it should pull right up.



# **Art Terms!**

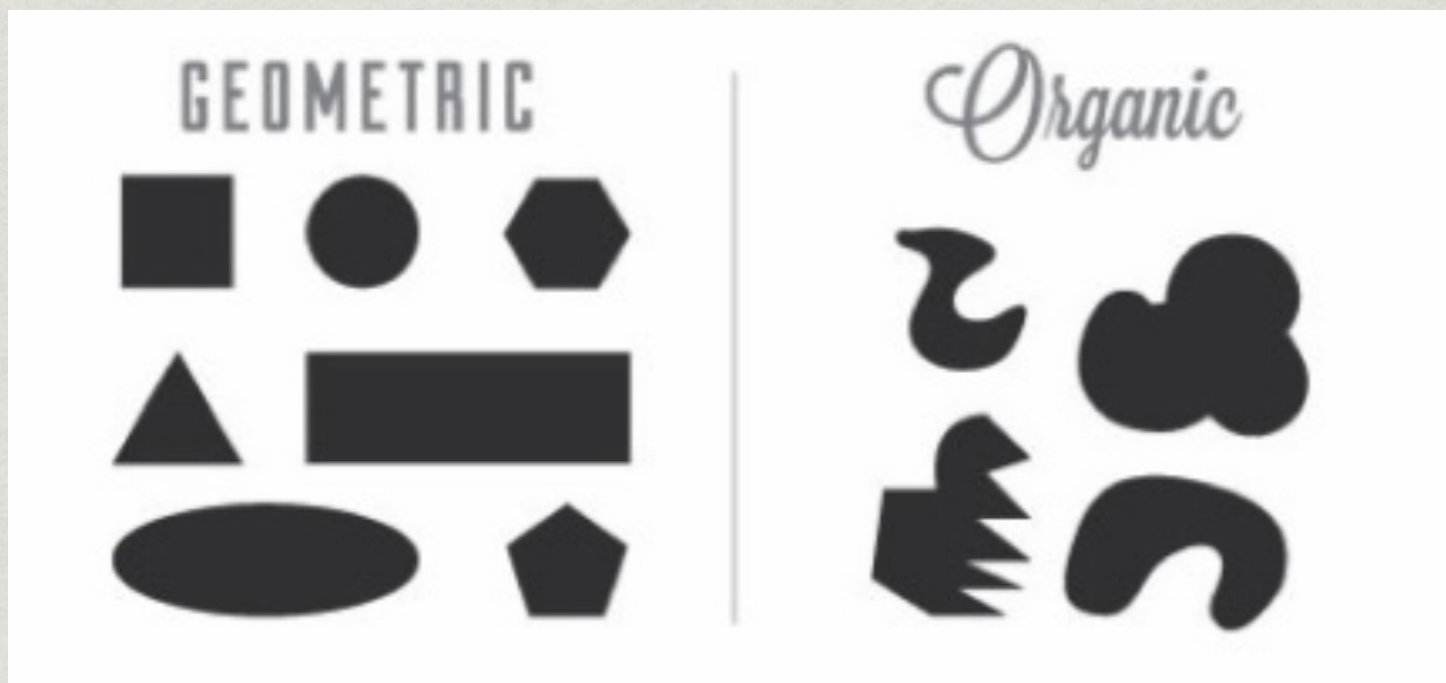
**1. Shape**

**2. Collage**


# Shape

- \* Shape – An **element** of **art** that is 2 dimensional, flat, or limited to height and width.
- \* When something is 3D, it is considered a form.  
(example a circle is a shape, a sphere is a form.  
We are working with shapes. )

## Shapes



## Forms



# Collage

- \* Collage – an artwork that is made by cutting up paper and pasting it down to make the artwork.
- \* Collages can be made with solid colors or using photographs!



# Matisse's Collages



# Matisse's Collages Cont.



Now we'll create our own Matisse inspired collages using shapes!

